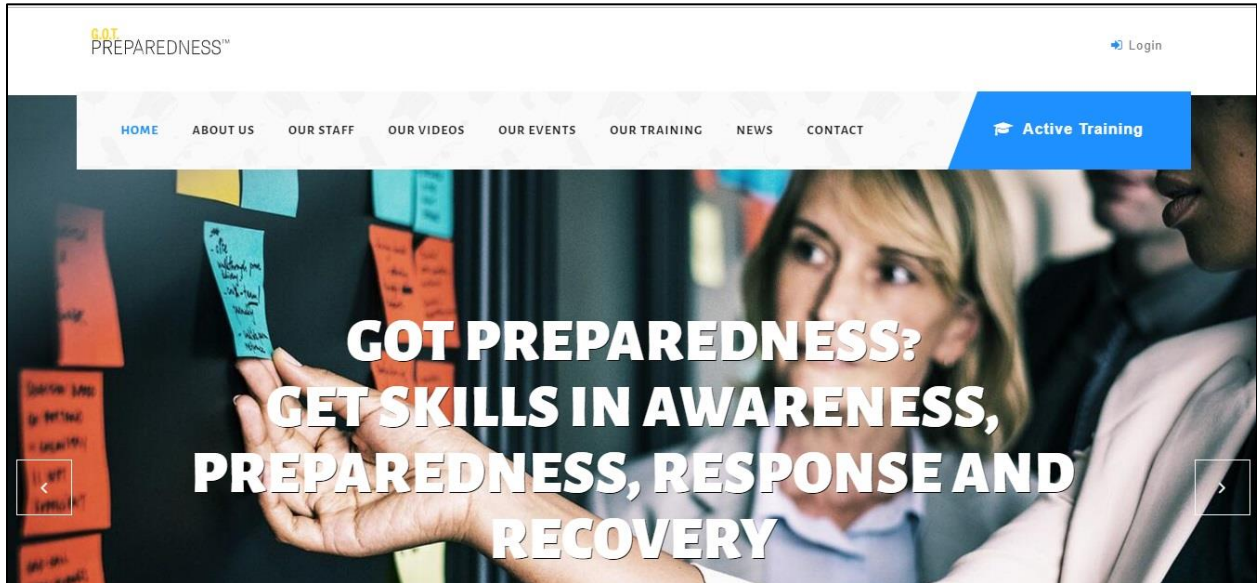
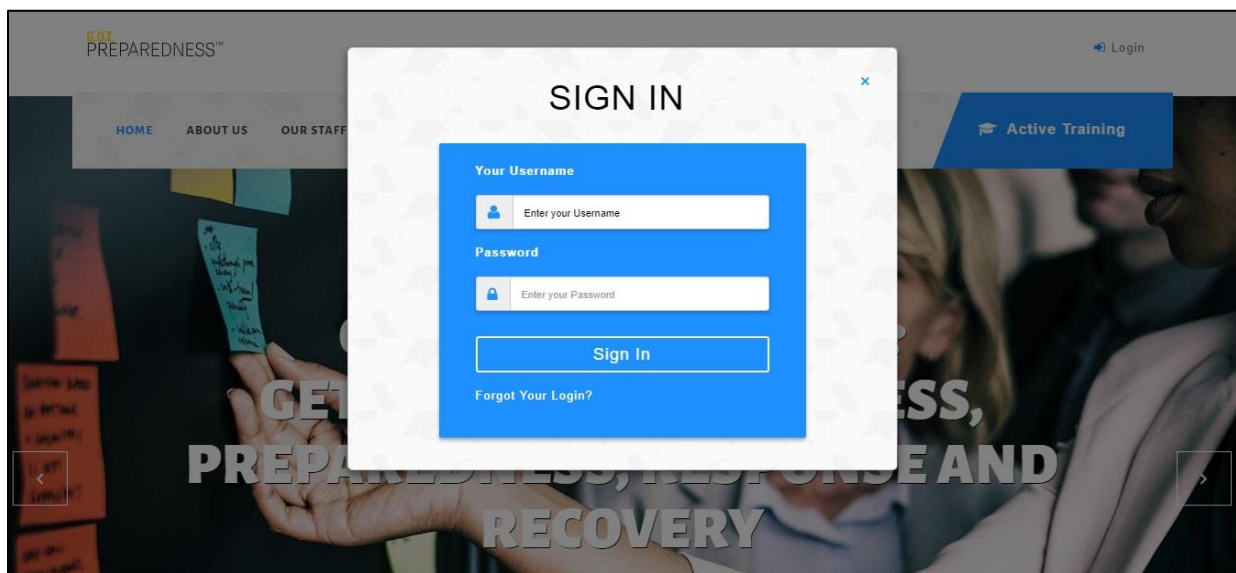


G.O.T. Preparedness™ User Guide

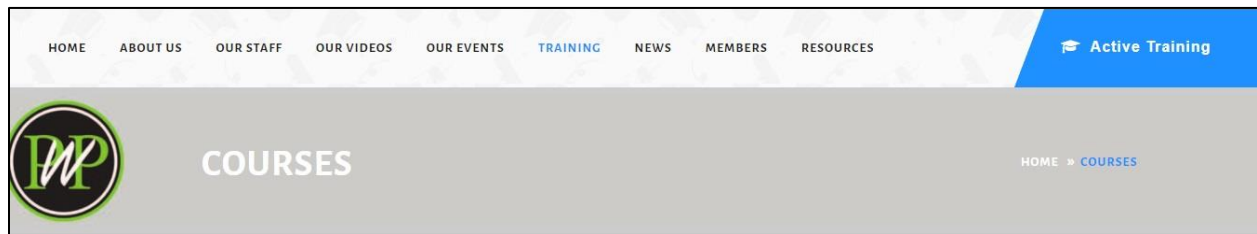
- 1) Your company's administrator will activate your seat for the G.O.T. Preparedness™ online training. This e-mail to login the first time will come from gotpreparedness.com with the subject line "GotPreparedness.com Training Invitation."
- 2) Once you click on the link to activate your seat, you will set up your unique username and password. The username and password that you create is non-transferrable.



- 3) Once you activate your seat, you will click the "Login" button in the upper right-hand corner to sign-in to the training. If you forget your username or password at any time, you can click on the "Forgot your Login?" button at the bottom of the Sign In screen to reset your username or password.



- 4) Once you are signed in, you will click on the “Training” button located towards the top of your screen to access the online training courses.




Click the “Select” button underneath the title of the course that you have been assigned in order to begin training.



To begin the first module of your training, click on the “Launch” button to the right of the image of the first module. For optimal viewing of the training, use either Google Chrome or Internet Explorer.

HOME ABOUT US OUR STAFF OUR VIDEOS OUR EVENTS TRAINING NEWS MEMBERS RESOURCES [Active Training](#)


 **MODULES** [HOME » MODULES](#)

AWARENESS MODULE

Over the past several years, there has been an increase in the frequency of active shooter events. This course is designed to help Prepare Without Paranoia, to be a survivor when an ordinary day becomes extraordinary.

LAUNCH RESULTS: COMPLETE

- 5) After completing the training, move to the Members Portal and click on the “Members” link at the top of the screen and you can retrieve your completion certificate.

 [John Doe](#) | [Logout](#)


HOME ABOUT US OUR STAFF VIDEOS EVENTS G.O.T. ASSESSMENT TRAINING NEWS **MEMBERS** RESOURCES [Active Training](#)

Under “Membership stats” click on “View” next to “My certificates,” which will open the PDF version of your certificate that you can save and/or print.

MEMBERSHIP STATS

Membership Type	COMPANY /
Last Login	11/27/2018 1:17:00 PM
Latest Module	Recovery Module
My Certificates	View

6) To view additional resources that may interest you, click on the “Resources” tab at the top of the screen to view the descriptions and links to additional resources.



AWARENESS	Active Threat Resources
ACTIVE THREAT	Federal Bureau of Investigation, A Study of Active Shooter Incidents in the United States Between 2000 and 2013, September 13, 2013, 47 pages.
RESOURCES	
WORKPLACE	A listing of active shooter incidents in the United States between 2000 and 2013, including a breakdown of the incidents in terms of their location. https://www.fbi.gov/file-repository/active-shooter-study-2000-2013-1.pdf/view .
VIOLENCE	